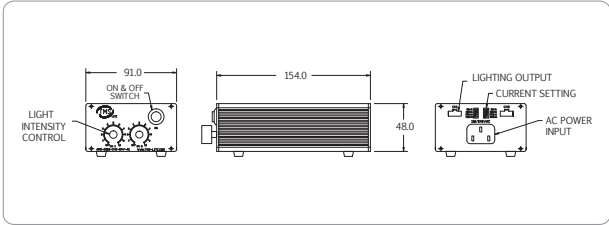


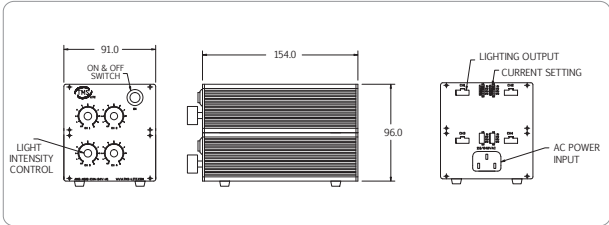
# LED Light Source

## ANG SERIES - Analogue Power Supply

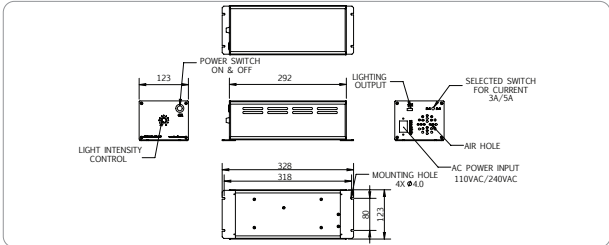
### ANG-1000-CH1-XX-A1 / ANG-2000-CH2-XX-A1



### ANG-4000-CH4-XX-A1



### ANGX-1000-CH1-24V



#### FEATURES:

- VR intensity - Input voltage 110 - 240VAC

#### POWER CORD:

- UK (240VAC) - EU (220VAC) - US (110VAC)

Model	POWER OUTPUT					DESCRIPTION
	V	CH1	CH2	CH3	CH4	
ANG-1000-CH1-XX-A1-YY	5	1A / 5W	-	-	-	1 channel LED light source for analog
	24	1A / 24W	-	-	-	
ANG-2000-CH2-XX-A1-YY	5	1A / 5W	1A / 5W	-	-	2 channel LED light source for analog
	24	1A / 24W	1A / 24W	-	-	
ANG-4000-CH4-XX-A1-YY	5	1A / 5W	1A / 5W	1A / 5W	1A / 5W	4 channel LED light source for analog
	24	1A / 24W	1A / 24W	1A / 24W	1A / 24W	
ANGX-1000-CH1-24V-YY	24	3A / 72W 5A / 120W	-	-	-	1 channel LED light source for analog

Notes : 1. XX = Voltages Selection 5VDC & 24VDC  
2. YY = UK / EU / US