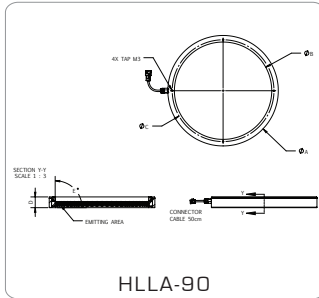
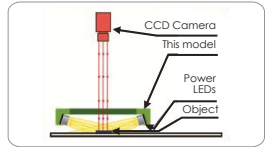
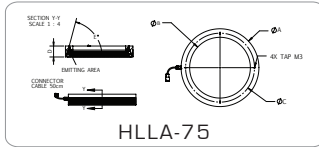
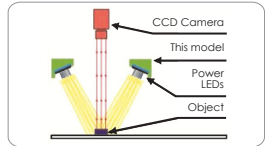
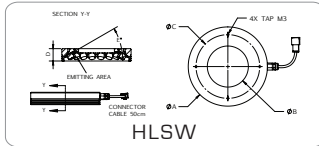


High Power LED Illumination



HLSW & HLLA SERIES- High Power Angle Illumination

HLSW & HLLA series is a row of high power LED arranged with different angle such that the light arrays suite different brightness requirement.



Technical Specification:

- Color Red, Green, Blue and White
- 24V DC Input Power
- Continuous and Strobe Applications
- Compact Size
- Lighting Cable 500mm

Customize Lighting:

- Customize Sizes, Mounting requirements
- Color and Voltage Available
- Consult Technical Sales for More Information

Model	Dimensions (MM)					Color	Voltage / Watt	Current
	ØA	ØB	ØC	D	E°			
HLSW-15-100-1-X	112	58	90	20	15	● ● ● ○	24V / 14.4W	300mA
HLSW-30-100-1-X	112	58	90	20	30	● ● ● ○	24V / 14.4W	300mA

Model	Dimensions (MM)					Color	Voltage / Watt	Current
	ØA	ØB	ØC	D	E°			
HLLA-75-200-1-X	228	178	202	37	75	● ● ● ○	24V / 32.4W	900mA
HLLA-90-200-1-X	226	196	204	22	90	● ● ● ○	24V / 36W	1000mA