

# Backlight Illumination

## BHS3 SERIES- High intensity back light

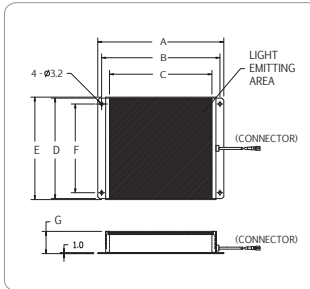
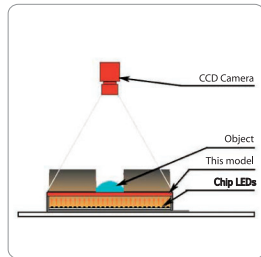
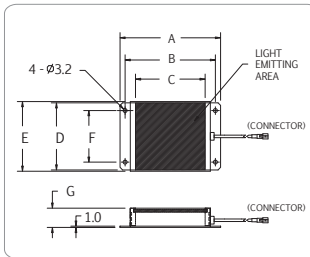
BHS3 series LED are arranged in a dense array and shine into a diffuser. The even light shines from the diffuser provides area illumination.

Application: lead frame inspection, shape recognition, size measurement.

## BHL3 SERIES- High intensity back light

BHL3 series LED are arranged in a dense array and shine into a diffuser. The even light shines from the diffuser provided area illumination.

Application: lead frame inspection, shape recognition, size measurement.



### Technical specification:

- Color Red, Green, Blue and White
- 24V DC Input Power
- Continuous and Strobe Applications
- Compact Size
- Lighting Cable 500mm

### Customize Lighting:

- Customize Sizes, Mounting requirements
- Color and Voltage Available
- Consult Technical Sales for More Information

Model	Dimensions (MM)							Color	Voltage / Watt	Current
	A	B	C	D	E	F	G			
BHS3-00-020-X-X	52	44	28	22	24	10	15	● ● ● ○ ● ● ● ○	24V / 1.44W 24V / 1.20W	30mA 50mA
BHS3-00-050-X-X	78	70	54	52	54	40	15	● ● ● ○ ● ● ● ○	24V / 2.40W 24V / 3.60W	100mA 150mA
BHS3-00-080-X-X	108	100	84	82	84	70	15	● ● ● ○ ● ● ● ○	24V / 6.00W 24V / 9.60W	250mA 400mA
BHS3-00-100-X-X	128	120	104	102	104	90	15	● ● ● ○ ● ● ● ○	24V / 9.12W 24V / 13.68W	380mA 570mA



Model	Dimensions (MM)							Color	Voltage / Watt	Current
	A	B	C	D	E	F	G			
BHL3-00-050-X-X	78	70	54	52	54	40	23	● ● ● ○ ● ● ● ○	24V / 2.40W 24V / 3.60W	100mA 150mA
BHL3-00-080-X-X	108	100	84	82	84	70	23	● ● ● ○ ● ● ● ○	24V / 6.00W 24V / 9.60W	250mA 400mA
BHL3-00-100-X-X	128	120	104	102	104	90	23	● ● ● ○ ● ● ● ○	24V / 9.12W 24V / 13.68W	380mA 570mA

Remarks : 1. 2 types of white are available- W: Cool White WW: Yellowish White  
 2. New dimension update for new generation.  
 3. BHL2 part numbers are changed to BHL3.  
 4. The current of BHS3 and BHL3 is changed.