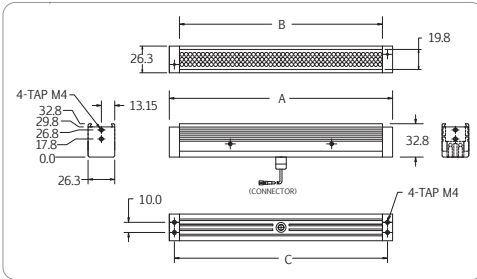
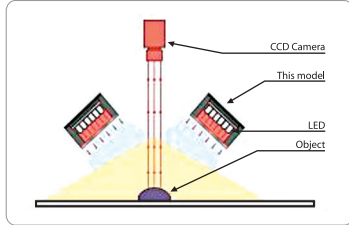



# Direct Illumination

## LBSX2 SERIES - High density, rectangular illumination

LBSX2 series consist of an array of connected LBS2 Series (Rectangular Illumination) to provide narrow and wide illumination for long inspection object.



### Technical Specification:

- Color Red, Green, Blue and White
- 24V DC Input Power
- Continuous and Strobe Applications
- Compact Size
- Lighting Cable 500mm

### Customize Lighting:

- Customize Sizes, Mounting requirements
- Color and Voltage Available
- Consult Technical Sales for More Information

Model	Dimensions (MM)			Color	Voltage / Watt	Current
	A	B	C			
LBSX2-00-200-3-X	220	200	210	● ● ● ●	24V / 5.76W	240mA
LBSX2-00-300-3-X	320	300	310	● ● ● ●	24V / 6.48W	270mA
LBSX2-00-400-3-X	420	400	410	● ● ● ●	24V / 8.64W	360mA
LBSX2-00-500-3-X	520	500	510	● ● ● ●	24V / 9.72W	405mA
LBSX2-00-600-3-X	620	600	610	● ● ● ●	24V / 11.52W	480mA
LBSX2-00-700-3-X	720	700	710	● ● ● ●	24V / 12.96W	540mA
LBSX2-00-800-3-X	820	800	810	● ● ● ●	24V / 14.40W	600mA
LBSX2-00-900-3-X	920	900	910	● ● ● ●	24V / 16.20W	675mA
LBSX2-00-1000-3-X	1020	1000	1010	● ● ● ●	24V / 17.28W	720mA
				● ● ● ●	24V / 19.44W	810mA
				● ● ● ●	24V / 20.16W	840mA
				● ● ● ●	24V / 22.68W	945mA
				● ● ● ●	24V / 23.04W	960mA
				● ● ● ●	24V / 25.92W	1080mA
				● ● ● ●	24V / 25.92W	1080mA
				● ● ● ●	24V / 29.16W	1215mA
				● ● ● ●	24V / 28.80W	1200mA
				● ● ● ●	24V / 32.40W	1350mA

Remarks : 1. 2 types of white are available- W: Cool White WW: Yellowish White  
 2. New dimension update for new generation.  
 3. For added diffuser example part "LBSX2-00-200-3-X-24V-D".